


TOWN OF QUALICUM BEACH
OFFICIAL ELECTION RESULTS
GENERAL LOCAL ELECTIONS – NOVEMBER 19, 2005
MAYOR

VOTING LOCATION QUALICUM BEACH CIVIC CENTRE	WESTBROEK Teunis	WILLIE Dave
Advance Voting November 9, 2005	173	94
Advance Voting November 16, 2005	91	120
General Voting November 19, 2005	1,768	1,171
Total Number of Valid Votes Cast	2,032	1,385
% of Vote	59.47%	40.53%
Total Number of Ballots Cast (including rejected & blank ballots)	3433	
Total Number on Voters List	4529	
November 9 Instant Registrations	48	
November 16 Instant Registrations	44	
November 19 Instant Registrations	737	
Total Number of Eligible Voters	5,358	
Voter Turnout Total %	64.07%	

These official results are based on the ballot accounts prepared for each of the November 9th & 16th, 2005 Advance Voting opportunity and November 19th General Voting Day.



Chief Election Officer
F:\elections\2005\Official Election Results - Mayor


2puty

OFFICIAL RESULTS
Local Government Act
Section 135 & 136

TOWN OF QUALICUM BEACH
OFFICIAL ELECTION RESULTS
GENERAL LOCAL ELECTIONS – NOVEMBER 19, 2005
COUNCILLOR

VOTING LOCATION QUALICUM BEACH CIVIC CENTRE	AVIS Barry	MAURER Wendy	TANNER Scott	WANSINK Mike	WILSON Jack
Advance Voting November 9, 2005	182	184	127	209	206
Advance Voting November 16, 2005	133	153	98	151	140
General Voting November 19, 2005	1,970	2,155	1,433	2,063	2,055
Total Number of Valid Votes Cast	2,285	2,492	1,658	2,423	2,401
% of Vote	67.3%	73.4%	48.9%	71.4%	70.8%
Total Number of Ballots Cast (including rejected & blank ballots) -	3433				
Total Number on Voters List	4529				
November 9 Instant Registrations	48				
November 16 Instant Registrations	44				
November 19 Instant Registrations	737				
Total Number of Eligible Voters	5,358				
Voter Turnout Total %	64.07%				

These official results are based on the ballot accounts prepared for each of the November 9th & 16th, 2005 Advance Voting opportunity and November 19th General Voting Day.



Chief Election Officer
F:\elections\2005\Official Election Results - Councillor

copy

TOWN OF QUALICUM BEACH
BALLOT ACCOUNT

ADVANCE VOTING – NOVEMBER 9, 2005

QUALICUM BEACH CIVIC CENTRE
NOVEMBER 19, 2005 GENERAL LOCAL ELECTIONS

MAYOR

Total number of valid votes cast:

	<u>267</u>
WESTBROEK, Teunis	<u>173</u>
WILLIE, Dave	<u>94</u>

(1) Number of ballots received for use		<u>269</u>
(2) Number of valid ballots cast without objection	<u>267</u>	
(3) Number of accepted ballots subject to objection under S. 130	<u>0</u>	
(4) Number of rejected ballots without objection (includes blanks)	<u>2</u>	
(5) Number of rejected ballots subject to objection under S. 130	<u>0</u>	
(6) Number of spoiled ballots that were replaced under S. 118	<u>0</u>	
(7) Number of ballots issued to the electors (2+3+4+5+6)	<u>269</u>	
(8) Number of unused ballots	<u>0</u>	
(9) Number of ballots added under S.127(3)	<u>0</u>	
(10) Number of ballots unaccounted for	<u>0</u>	
(11) TOTAL (7+8+9+10) NOTE: No. 1 & No. 11 must agree		<u>269</u>
(12) TOTAL new registrations	<u>48</u>	

CERTIFIED A TRUE COPY OF THE RESULTS OF THIS VOTE

Chief Election Officer



Deputy Chief Election Officer

TOWN OF QUALICUM BEACH
BALLOT ACCOUNT

ADVANCE VOTING – NOVEMBER 16, 2005

QUALICUM BEACH CIVIC CENTRE
NOVEMBER 19, 2005 GENERAL LOCAL ELECTIONS


MAYOR

Total number of valid votes cast:

	<u>211</u>
WESTBROEK, Teunis	<u>91</u>
WILLIE, Dave	<u>120</u>

(1) Number of ballots received for use		<u>213</u>
(2) Number of valid ballots cast without objection	<u> </u>	
(3) Number of accepted ballots subject to objection under S. 130	<u>0</u>	
(4) Number of rejected ballots without objection (includes blanks)	<u>1</u>	
(5) Number of rejected ballots subject to objection under S. 130	<u>0</u>	
(6) Number of spoiled ballots that were replaced under S. 118	<u>1</u>	
(7) Number of ballots issued to the electors (2+3+4+5+6)	<u>213</u>	
(8) Number of unused ballots	<u>0</u>	
(9) Number of ballots added under S.127(3)	<u>0</u>	
(10) Number of ballots unaccounted for	<u>0</u>	
(11) TOTAL (7+8+9+10) NOTE: No. 1 & No. 11 must agree		<u>213</u>
(12) TOTAL new registrations	<u>44</u>	

CERTIFIED A TRUE COPY OF THE RESULTS OF THIS VOTE

Chief Election Officer


Deputy Chief Election Officer

TOWN OF QUALICUM BEACH
BALLOT ACCOUNT

GENERAL VOTING DAY- NOVEMBER 19, 2005

QUALICUM BEACH CIVIC CENTRE
NOVEMBER 19, 2005 GENERAL LOCAL ELECTIONS

MAYOR

Total number of valid votes cast:

	<u>2939</u>
WESTBROEK, Teunis	<u>1768</u>
WILLIE, Dave	<u>1171</u>

(1) Number of ballots received for use		<u>5018</u>
(2) Number of valid ballots cast without objection	<u>2939</u>	
(3) Number of accepted ballots subject to objection under S. 130	<u>0</u>	
(4) Number of rejected ballots without objection (includes blanks)	<u>13</u>	
(5) Number of rejected ballots subject to objection under S. 130	<u>0</u>	
(6) Number of spoiled ballots that were replaced under S. 118	<u>5</u>	
(7) Number of ballots issued to the electors (2+3+4+5+6)	<u>2957</u>	
(8) Number of unused ballots	<u>2061</u>	
(9) Number of ballots added under S.127(3)	<u>0</u>	
(10) Number of ballots unaccounted for	<u>0</u>	
(11) TOTAL (7+8+9+10) NOTE: No. 1 & No. 11 must agree		<u>5018</u>
(12) TOTAL new registrations	<u>737</u>	

CERTIFIED A TRUE COPY OF THE RESULTS OF THIS VOTE

Chief Election Officer

Deputy Chief Election Officer

TOWN OF QUALICUM BEACH
SUMMARY OF BALLOTS CAST

GENERAL VOTING DAY – NOVEMBER 19, 2005
(including Advance Voting – November 9 and 16, 2005)

QUALICUM BEACH CIVIC CENTRE
NOVEMBER 19, 2005 GENERAL LOCAL ELECTIONS

MAYOR

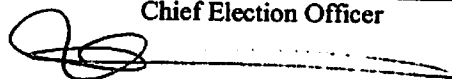
Total number of valid votes cast:

	<u>3,417</u>
WESTBROEK, Teunis	<u>2,032</u>
WILLIE, Dave	<u>1,385</u>

(1) Number of ballots received for use		<u>5500</u>
(2) Number of valid ballots cast without objection	<u>3,417</u>	
(3) Number of accepted ballots subject to objection under S. 130	<u>0</u>	
(4) Number of rejected ballots without objection (includes blanks)	<u>16</u>	
(5) Number of rejected ballots subject to objection under S. 130	<u>0</u>	
(6) Number of spoiled ballots that were replaced under S. 118	<u>6</u>	
(7) Number of ballots issued to the electors (2+3+4+5+6)	<u>3,439</u>	
(8) Number of unused ballots	<u>2,061</u>	
(9) Number of ballots added under S.127(3)	<u>0</u>	
(10) Number of ballots unaccounted for	<u>0</u>	
(11) TOTAL (7+8+9+10) NOTE: No. 1 & No. 11 must agree		<u>5,500</u>
(12) TOTAL new registrations	<u>829</u>	

CERTIFIED A TRUE COPY OF THE RESULTS OF THIS VOTE

Chief Election Officer



Deputy Chief Election Officer

TOWN OF QUALICUM BEACH
BALLOT ACCOUNT

ADVANCE VOTING – NOVEMBER 9, 2005


QUALICUM BEACH CIVIC CENTRE
NOVEMBER 19, 2005 GENERAL LOCAL ELECTIONS

COUNCILLOR

Total number of valid votes cast:	<u>266</u>
AVIS, Barry	<u>182</u>
MAURER, Wendy	<u>184</u>
TANNER, Scott	<u>127</u>
WANSINK, Mike	<u>209</u>
WILSON, Jack	<u>206</u>

(1) Number of ballots received for use		<u>269</u>
(2) Number of valid ballots cast without objection	<u>266</u>	
(3) Number of accepted ballots subject to objection under S. 130	<u>0</u>	
(4) Number of rejected ballots without objection (includes blanks)	<u>3</u>	
(5) Number of rejected ballots subject to objection under S. 130	<u>0</u>	
(6) Number of spoiled ballots that were replaced under S. 118	<u>0</u>	
(7) Number of ballots issued to the electors (2+3+4+5+6)		<u>269</u>
(8) Number of unused ballots		<u>0</u>
(9) Number of ballots added under S.127(3)		<u>0</u>
(10) Number of ballots unaccounted for		<u>0</u>
(11) TOTAL (7+8+9+10) NOTE: No. 1 & No. 11 must agree		<u>269</u>
(12) TOTAL new registrations	<u>48</u>	

CERTIFIED A TRUE COPY OF THE RESULTS OF THIS VOTE

Chief Election Officer


Deputy Chief Election Officer

TOWN OF QUALICUM BEACH
BALLOT ACCOUNT

ADVANCE VOTING – NOVEMBER 16, 2005

QUALICUM BEACH CIVIC CENTRE
NOVEMBER 19, 2005 GENERAL LOCAL ELECTIONS

COUNCILLOR

Total number of valid votes cast:

	<u>210</u>
AVIS, Barry	<u>133</u>
MAURER, Wendy	<u>153</u>
TANNER, Scott	<u>98</u>
WANSINK, Mike	<u>151</u>
WILSON, Jack	<u>140</u>

(1) Number of ballots received for use		<u>213</u>
(2) Number of valid ballots cast without objection	<u>210</u>	
(3) Number of accepted ballots subject to objection under S. 130	<u>0</u>	
(4) Number of rejected ballots without objection (includes blanks)	<u>2</u>	
(5) Number of rejected ballots subject to objection under S. 130	<u>0</u>	
(6) Number of spoiled ballots that were replaced under S. 118	<u>1</u>	
(7) Number of ballots issued to the electors (2+3+4+5+6)	<u>213</u>	
(8) Number of unused ballots	<u>0</u>	
(9) Number of ballots added under S.127(3)	<u>0</u>	
(10) Number of ballots unaccounted for	<u>0</u>	
(11) TOTAL (7+8+9+10) NOTE: No. 1 & No. 11 must agree		<u>213</u>
(12) TOTAL new registrations	<u>44</u>	

CERTIFIED A TRUE COPY OF THE RESULTS OF THIS VOTE

Chief Election Officer



Deputy Chief Election Officer

TOWN OF QUALICUM BEACH
BALLOT ACCOUNT

GENERAL VOTING DAY- NOVEMBER 19, 2005

QUALICUM BEACH CIVIC CENTRE
NOVEMBER 19, 2005 GENERAL LOCAL ELECTIONS

COUNCILLOR

Total number of valid votes cast:

	<u>2917</u>
AVIS, Barry	<u>1970</u>
MAURER, Wendy	<u>2155</u>
TANNER, Scott	<u>1433</u>
WANSINK, Mike	<u>2063</u>
WILSON, Jack	<u>2055</u>

(1) Number of ballots received for use		<u>5018</u>
(2) Number of valid ballots cast without objection	<u>2917</u>	
(3) Number of accepted ballots subject to objection under S. 130	<u>0</u>	
(4) Number of rejected ballots without objection (includes blanks)	<u>35</u>	
(5) Number of rejected ballots subject to objection under S. 130	<u>0</u>	
(6) Number of spoiled ballots that were replaced under S. 118	<u>5</u>	
(7) Number of ballots issued to the electors (2+3+4+5+6)	<u>2957</u>	
(8) Number of unused ballots	<u>2061</u>	
(9) Number of ballots added under S.127(3)	<u>0</u>	
(10) Number of ballots unaccounted for	<u>0</u>	
(11) TOTAL (7+8+9+10) NOTE: No. 1 & No. 11 must agree		<u>5018</u>
(12) TOTAL new registrations	<u>737</u>	

CERTIFIED A TRUE COPY OF THE RESULTS OF THIS VOTE

Chief Election Officer



Deputy Chief Election Officer

TOWN OF QUALICUM BEACH
SUMMARY OF BALLOTS CAST

GENERAL VOTING DAY – NOVEMBER 19, 2005
(including Advance Voting – November 9 and 16, 2005)

QUALICUM BEACH CIVIC CENTRE
NOVEMBER 19, 2005 GENERAL LOCAL ELECTIONS

COUNCILLOR


Total number of valid votes cast:

	<u>3,393</u>
AVIS, Barry	<u>2,285</u>
MAURER, Wendy	<u>2,492</u>
TANNER, Scott	<u>1,658</u>
WANSINK, Mike	<u>2,423</u>
WILSON, Jack	<u>2,401</u>

(1) Number of ballots received for use		<u>5500</u>
(2) Number of valid ballots cast without objection	<u>3,393</u>	
(3) Number of accepted ballots subject to objection under S. 130	<u>0</u>	
(4) Number of rejected ballots without objection (includes blanks)	<u>40</u>	
(5) Number of rejected ballots subject to objection under S. 130	<u>0</u>	
(6) Number of spoiled ballots that were replaced under S. 118	<u>6</u>	
(7) Number of ballots issued to the electors (2+3+4+5+6)	<u>3,439</u>	
(8) Number of unused ballots	<u>2,061</u>	
(9) Number of ballots added under S.127(3)	<u>0</u>	
(10) Number of ballots unaccounted for	<u> </u>	
(11) TOTAL (7+8+9+10) NOTE: No. 1 & No. 11 must agree		<u>5,500</u>
(12) TOTAL new registrations	<u>829</u>	

CERTIFIED A TRUE COPY OF THE RESULTS OF THIS VOTE

Chief Election Officer



Deputy Chief Election Officer