



Qualicum Beach

Aerial Parking Survey

Sept 15, 2016

Report Prepared By: Aretas Aerial



Aretas Aerial

www.aretasaerial.ca

1-877-218-6232

Qualicum Beach Parking Survey

Four flights were successfully completed over the downtown area of Qualicum Beach. These flights took place on Sept 15, 2016.

Flight times were *8:00am, 12:30pm, 2:15pm, 5:30pm. Using aerial imaging, and a physical walk around of the indicated area, a “designated parking spot”* guide was created to allow for detailed breakdown of the UAV captured imaging.

**Due to technical challenges, the 8am flight took place just after 9:00am.*

**Designated parking spots were indicated by two clearly painted lines surrounding the space.*

This area contains 310 designated street parking spaces.



Required image capture area provided by Qualicum Beach.

The area outlined by Qualicum Beach for this survey contains 310 designated spaces.

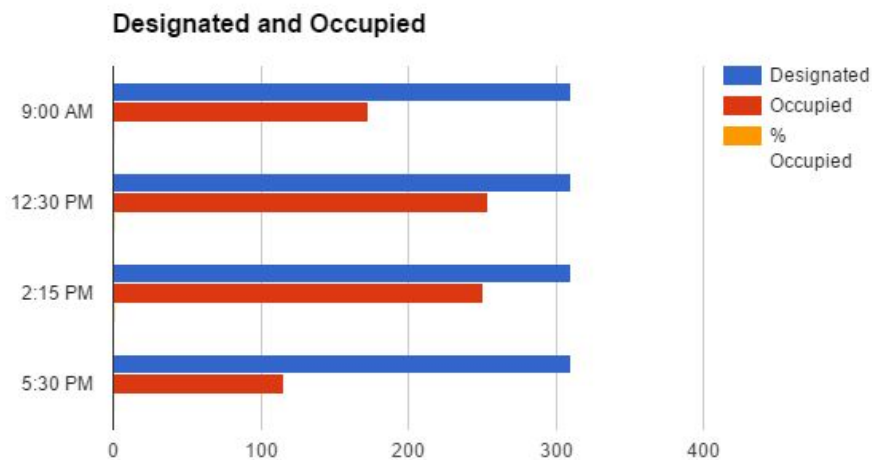
28 additional spaces were counted which appeared to be building specific parking, although they are along the streets. 13 of these spaces are angled spaces located in front of the Lawn Bowling club, 12 of these spaces are angled spaces in front of the Gallery building on Fir St., and the other 3 spaces are angled spots in front of the animal hospital on Fir st. In addition to the counted spaces, cars parked in unofficial spots along the indicated streets were also noted.

A general overview of the internal parking lots and alley parking is also provided.



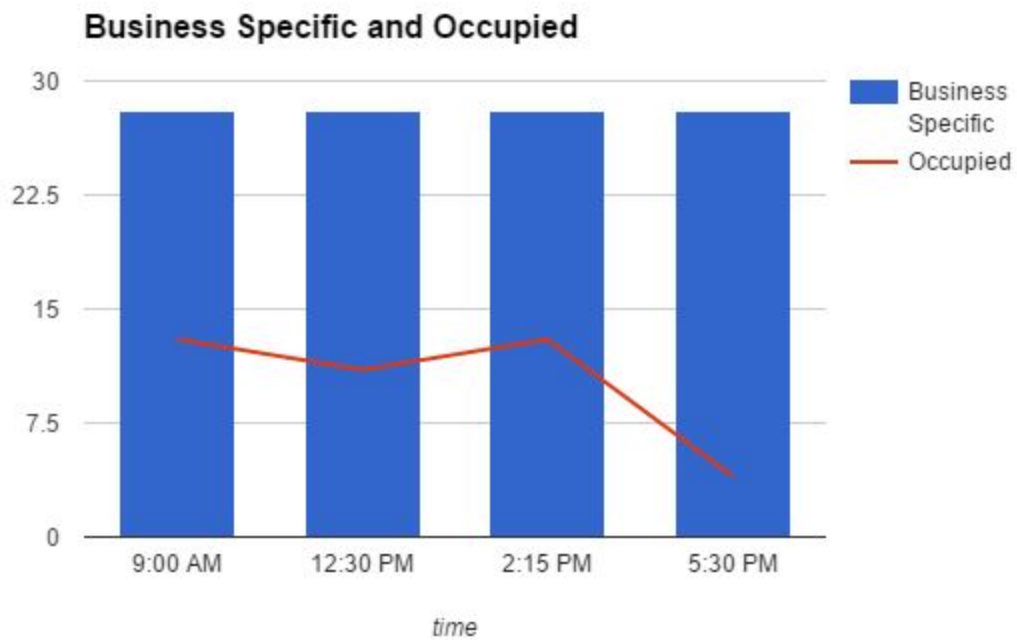
General Overview:

Time	Designated	Occupied	% Occupied
9:00 AM	310	173	55.81%
12:30 PM	310	254	81.94%
2:15 PM	310	251	80.97%
5:30 PM	310	116	37.42%



Business Specific

Time	Business Specific	Occupied	% Occupied
9:00 AM	28	13	46.43%
12:30 PM	28	11	39.29%
2:15 PM	28	13	46.43%
5:30 PM	28	4	14.29%



9:15AM:

310 designated spaces - 173 Occupied, 55.8%

9 spots unviewable through our footage. 2.9%*

**By observing traffic flow through the area, and the amount of open spaces in the nearby area, It would be safe to assume most of the non-visible spots are unoccupied.*

28 business specific street spots- 13 occupied, 46.4%

Internal Parking Lots throughout the town seem to be less than $\frac{1}{3}$ full, with the exception of a few hot spots.

26 vehicles were parked in non-designated spots, the majority of these are along the side street on the fringe of the area (Fern & First Ave)

The empty lot along Harlech/First Ave, also has been lined by vehicles parked in unofficial spots. Approximately 20 vehicles.

Sample Images:







12:30PM:

310 designated spaces - 254 Occupied, 81.9%

11 spots unviewable through our footage. 3.5%*

By observing traffic flow through the area, and the amount of occupied spaces in the nearby area, It would be safe to assume most of the non-visible spots are occupied.


28 business specific street spots- 11 occupied, 39.3%

Internal Parking Lots throughout the town seem to be about $\frac{3}{4}$ full. With the exception of a few mostly empty lots.

35 vehicles were parked in non-designated spots, the majority of these are along the side street on the fringe of the area (Fern & First Ave)

The empty lot along Harlech/First Ave, also has been lined by vehicles parked in unofficial spots. Approximately 25 vehicles.

Sample Images:







2:15PM:

310 designated spaces - 251 Occupied, 80.9%

9 spots unviewable through our footage. 2.9%*

By observing traffic flow through the area, and the amount of occupied spaces in the nearby area, It would be safe to assume most of the non visible spots are occupied.

28 business specific street spots- 13 occupied, 46.4%

Internal Parking Lots throughout the town seem to be over $\frac{3}{4}$ full. With the exception of a few mostly empty lots.

38 vehicles were parked in non-designated spots, the majority of these are along the side street on the fringe of the area (Fern & First Ave)

The empty lot along Harlech/First Ave, also has been lined by vehicles parked in unofficial spots. Approximately 20 vehicles.

Sample Images:







5:30PM:

310 designated spaces - 116 Occupied, 37.4%

9 spots unviewable through our footage. 2.9%*

By observing traffic flow and the amount of unoccupied spaces in the areas, It would be safe to assume most of the non-visible spots are unoccupied.

28 business specific street spots- 4 occupied, 14.3%

Internal Parking Lots throughout the town seem to be less than $\frac{1}{4}$ full. With the only exception being the Quality Foods Lot which is fully occupied.

16 vehicles were parked in non-designated spots, the majority of these are along the side street on the fringe of the area (Fern & First Ave)

The empty lot along Harlech/First Ave, also has been lined by vehicles parked in unofficial spots throughout most of the day, but by this time has only a few vehicles left. Approximately 7 vehicles.

Sample Images:





